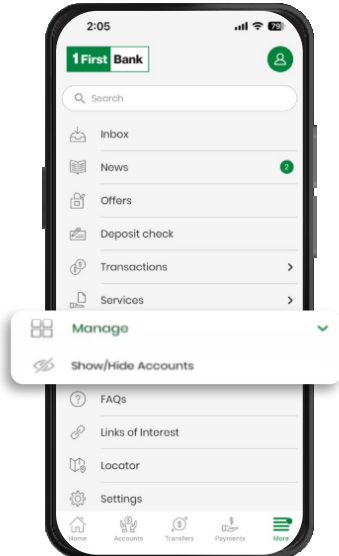
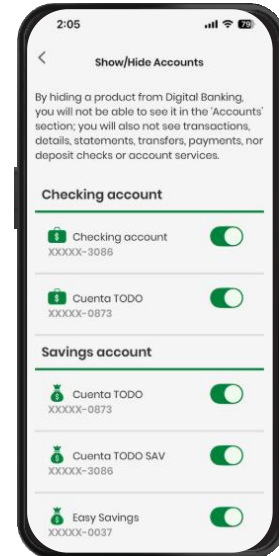


Learn how to activate the Show/Hide accounts option in Digital Banking

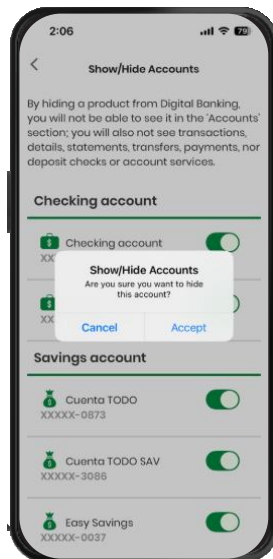
1. Once you have logged into the application, go to the More option in the menu and then select Manage > Show/Hide Accounts.



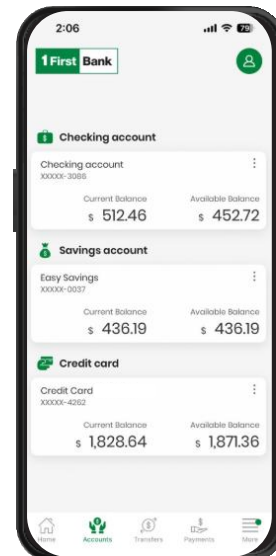
2. You will have access to the list of accounts under your profile.



3. Select the account(s) you wish to hide and press Accept.



4. In the Accounts section, you will only see the accounts you want to view.



Follow these steps and enjoy Digital Banking today.

1 First Bank



Go to
1firstbank.com



Visit one of more
than 360 ATMs¹



Visit us in any
of our branches



Call us
787.725.2511

Todo está en uno

FirstBank is a member FDIC in Puerto Rico United States and the U.S. Virgin Islands. Digital Banking is subject to FirstBank terms, conditions and restrictions. 1. ATMs around Puerto Rico, the United States Virgin Islands, Tortola and Florida.